

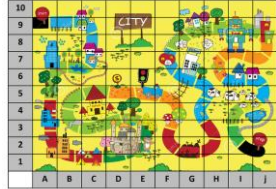



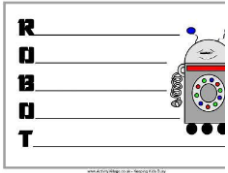




Year 3 Summer term homework grid

<p>Try edible plants (carrots, lettuce, radish) and rate them on a tasting chart.</p> 	<p>Create a weather wheel in Spanish listing all the different weathers we have learnt.</p> 	<p>Test a robot's camouflage by using craft tools to camouflage it and create timed hide and seek challenges. How long does it take to be spotted? Which covering is the most effective for camouflage?</p>	<p>Draw grid maps and plot out a camo-robot's secret path through the wild using co-ordinates.</p> 
<p>Make a fact file about an animal that lives in the Amazon rainforest.</p> 	<p>Create or design your own robot. Try and think of features that will help it survive in the wild.</p>	<p>Make a fraction pizza. Choose your fraction and your toppings!</p> 	<p>Research an area of the wild and create a small help guide for Roz the robot to read.</p>
<p>Be a photographer and take pictures of as many different flowers and plants that you can find. How are they the same? How are the different?</p>	<p>Try to grow your own plant. You can give it the nutrients it needs along with water, space and warmth. Can you measure its weekly growth and record it in a plant growth diary?</p>	<p>Try to observe and draw symmetry in plants. Look at the petals, leaves, flowers. Can you make some interesting art by observing plants?</p> 	<p>Make an acrostic poem using key words such as WILDLIFE, PLANT, ROBOT, SEED.</p> 



Write a step-by-step guide on how to plant a seed.



Write a short adventure story from the perspective of a seed. Where will it go? Who will it meet? What challenges might it face along the way?

Record the daily weather for a week but the days of the week have to be in Spanish. You could also research and record the weather in different climates: arctic, polar, tropical and so on.

Have a go at writing your own instructions for something: how to become a footballer, how to make a cake, how to be a good friend. Consider subheadings, bullet point, paragraphs and verbs.