








Summer 1 Forces homework grid.

Homework is due in on a Friday. Due to the residential, the first set of homework is due in on Friday 1st May.

Quiz	Word Search	Art	Poetry
<p>Write a quiz and answer sheet about forces with at least five questions.</p> 	<p>Create your own word search that includes key vocabulary that links to forces.</p> 	<p>Create and label a piece of artwork to show forces in action. For example, swings in a park, boat on a river or a parachute falling</p> 	<p>Write a poem about different types of forces. Use poetic devices such as alliteration, onomatopoeia, repetition and rhyme etc...</p> 
Scratch	Poster/presentation	Experiment	Fact File
<p>Practice your coding skills by designing your own game or activity on Scratch.</p> 	<p>Find 10 examples of forces in action around your home, for example, pulling the curtains. Design a poster, PowerPoint or diagram to present the forces you found.</p> 	<p>Explore forces and gravity by making a water bottle rocket at home.</p> <p>Use the link below to find an equipment list and instructions! https://www.science-sparks.com/making-a-bottle-rocket/</p> 	<p>Carry out some research about Sir Isaac Newton. Find out why he had such an impact on Science and why we need to know about him when looking at forces.</p> 