









Year 3 Spring 1 homework grid – Ancient Egyptians and forces and magnets

<p>Create your own tomb or coffin for a mummy. Remember they are decorated with a picture of the person and show off their wealth.</p> 	<p>Create some Egyptian jewelry!</p> 	<p>Research the ancient Egyptian hieroglyphic alphabet and write them out. Then make your own secret message!</p> 	<p>Make an Egyptian Mummy.</p> 
<p>Make a papyrus Scroll.</p> 	<p>Build a pyramid using anything you can find; building blocks, lollipop sticks, straws!</p> 	<p>Write your own story as if you were in Egypt way back in the past! What would your role be? Farmer, Pharaoh, priest or an embalmer?</p>	<p>Write your name and the names of 3 friends or family members in hieroglyphics. You could even make it in the form of a poster for your bedroom or a bookmark for your book!</p> 
<p>Draw and label 5 magnets used in everyday life in your home.</p> 	<p>Draw a diagram including explanations to show the forces at work in a tug of war. Can you compete in a game and write out the outcome using vocabulary such as force, pull, push and strength?</p>	<p>Make up a game for 7-year-olds using forces (push, pull & twist). Provide written instructions for playing.</p>	<p>Your challenge is to find ten examples of forces (push and pull) in action around your home e.g. pulling the curtains. Draw diagrams of these.</p> 